

**CAR TRACK DAYS**  
**& EVENINGS**

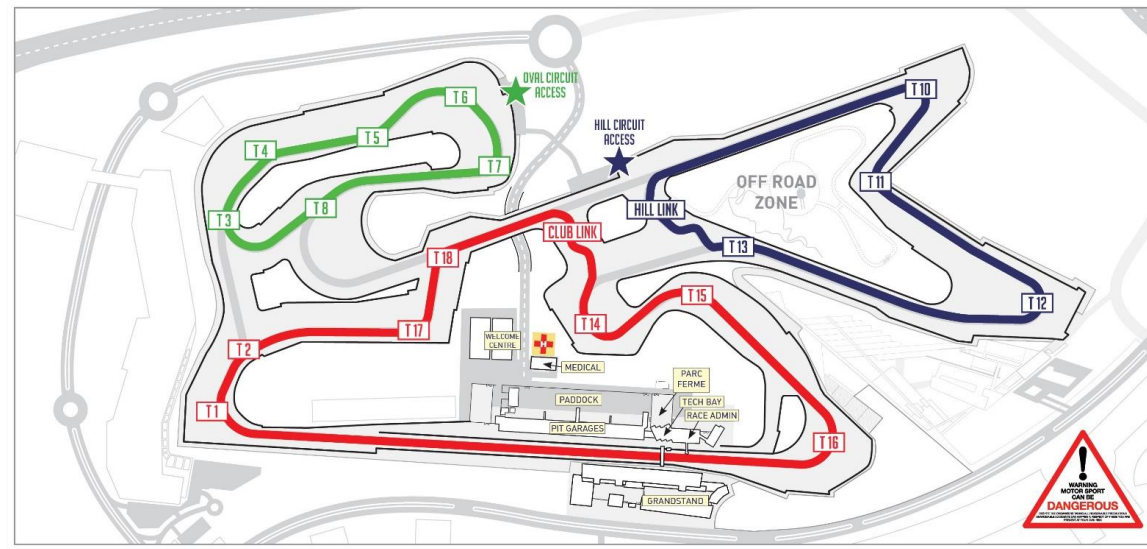
**DRIVERS BRIEFING**  
**General On-Track Procedures**

## ***GENERAL SAFETY PRECAUTIONS***

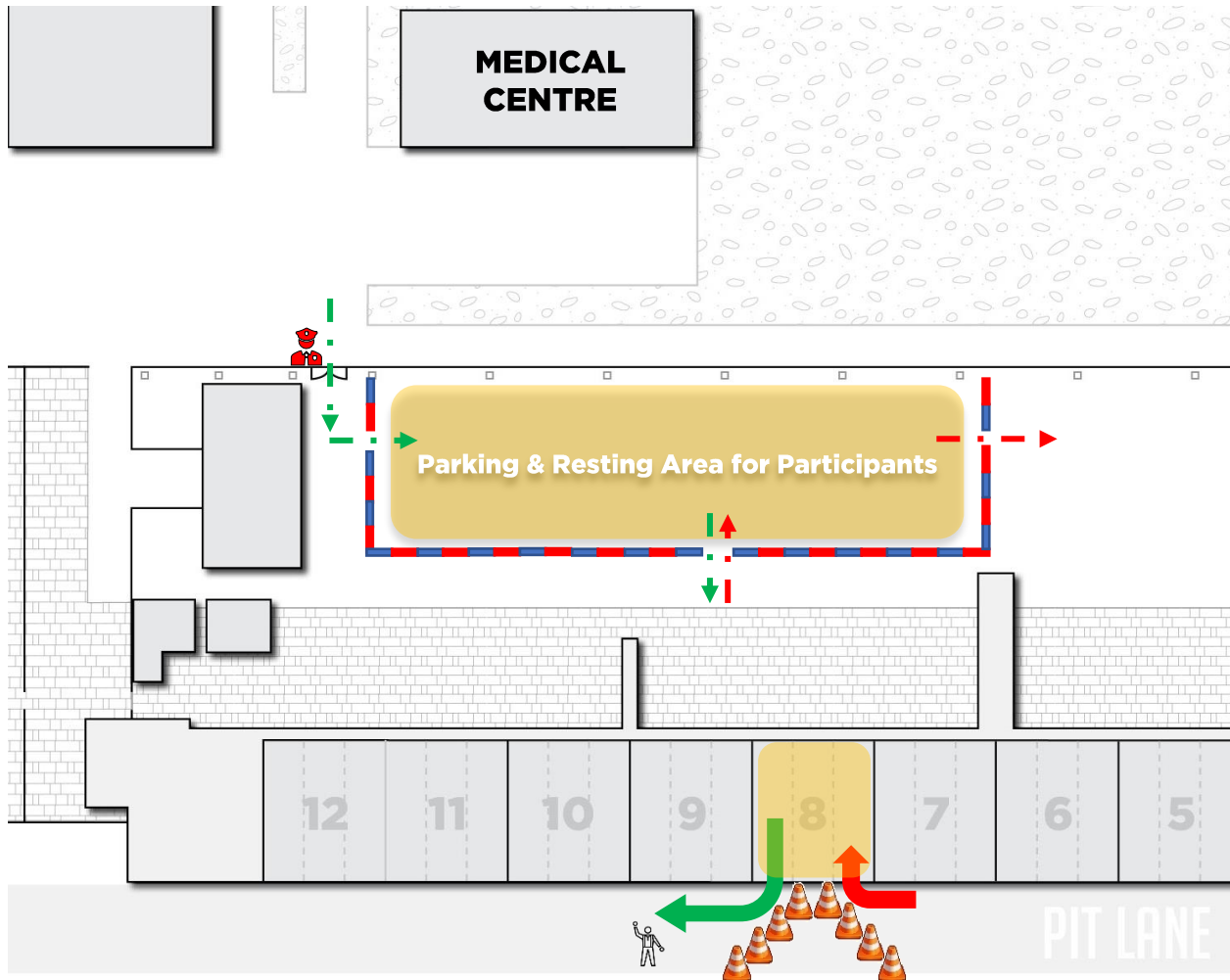
- Follow the instructions given by the instructor, race control as well as pitlane and track marshals at all times.
- Ensure your car is in proper running condition (brakes, tyres, no leaks, ...)
- Drivers who have not participated in Track Days at Dubai Autodrome before must first enroll and partake in a **Novice Track Evening** (see additional Novice Track Day Session Information on p. 10).

# CIRCUIT CONFIGURATION

- Please check your booking confirmation for the circuit configuration used on the day.
- Take your time at the beginning of the session to familiarize yourself with the configuration used, locations of marshals' posts and snatch gates and to assess track conditions.
- The circuit will be closed before each track day, but sand might always be present on circuit.
- Please refer to the [website](#) for further information on the different configurations.



# ***FACILITIES & SIGN-ON***



- Please make sure that you arrive in time.
- Sign-on will be operated from Garage 10.
- Present your booking confirmation to be scanned by DA staff.
- You will then receive your wristband(s) and a car sticker. Please ensure to have those put on properly before accessing the track.
- Pre-booked helmets can be collected in Garage 10 before entering the track.

# ***TRACK DAY RULES***

- **Helmets and Seatbelt:** Worn correctly at all times.
- **Windows:** Should be closed; max. ¼ gap open.
- **Roof:** Roof of convertibles must remain closed at all times.
- **Towing Eyes:** Ideally installed before entering track; or easily accessible to recover car in case of incident.
- **Pitlane Speed Limit:** 40 km/h from entering pitlane until exiting and while in paddock.
- **Cameras:** Feel free to record your session to analyze at home
  - Internally mounted cameras only!
  - secured properly not presenting safety hazard by e.g. falling under your brake pedal
- **Timing Equipment:** Prohibited; track days are not competitive, and lap timing is not allowed.
- **Dress code:** Wear comfortable cloths and closed shoes (no sandals allowed).

# ***WHILE ON-TRACK***

**Remember:** this is a disciplined and controlled environment and race control has cameras all around the circuit to enforce the rules and run a safe event for everyone.

- Keep on right of white line while leaving pitlane.
- Racing with another car is not allowed.
- Drifting at any point on track is not allowed.
- Overtake another car only when it is safe to do so. Even if this compromises your overall lap, this is only a car track day and not a race.
- Overtaking in corners is prohibited and the overtake should be performed before your car reaches the braking point marked with a red cone.
- Stay on the racing line when you are being overtaken and let faster cars move around you.
- Do not use indicators when being overtaken to avoid confusion for faster cars approaching you ('will he move to the right vs. does he want me to overtake on the right').

# ***BREAKDOWN & RECOVERY***


In case you encounter an issue while on track, please follow these procedures:

- In case of a relatively small issue, try to slowly return to pitlane (marshals will wave yellow flags to inform other participants of potential danger on track).
- Should you spill fluids on track (e.g. coolant or oil), get off the track and stop on the run-off areas as soon as possible. Track activity might be stopped to allow Race Control to clean the circuit.
- When stopping on the run-off areas, try to look for the snatch gaps marked in orange; this allows us to quickly recover you and your car.
- Remain in the car until marshals / recovery vehicles arrive. Leaving your car puts you at risk of injury by other cars on circuit.




# ***FLAGS & LIGHTS ON-TRACK***

- Flags & lights are our only method of communication with you while out on track
- Please observe these signals and be prepared to follow instructions accordingly



**YELLOW**

Danger, slow down sufficiently to ensure that full control of the vehicle can be retained. No overtaking.




**RED**

Session Stopped.  
Slow down immediately and slowly return to pitlane.



**RED AND YELLOW STRIPED**

You are approaching a slippery surface.  
Reduce speed accordingly and be prepared for reduced grip.

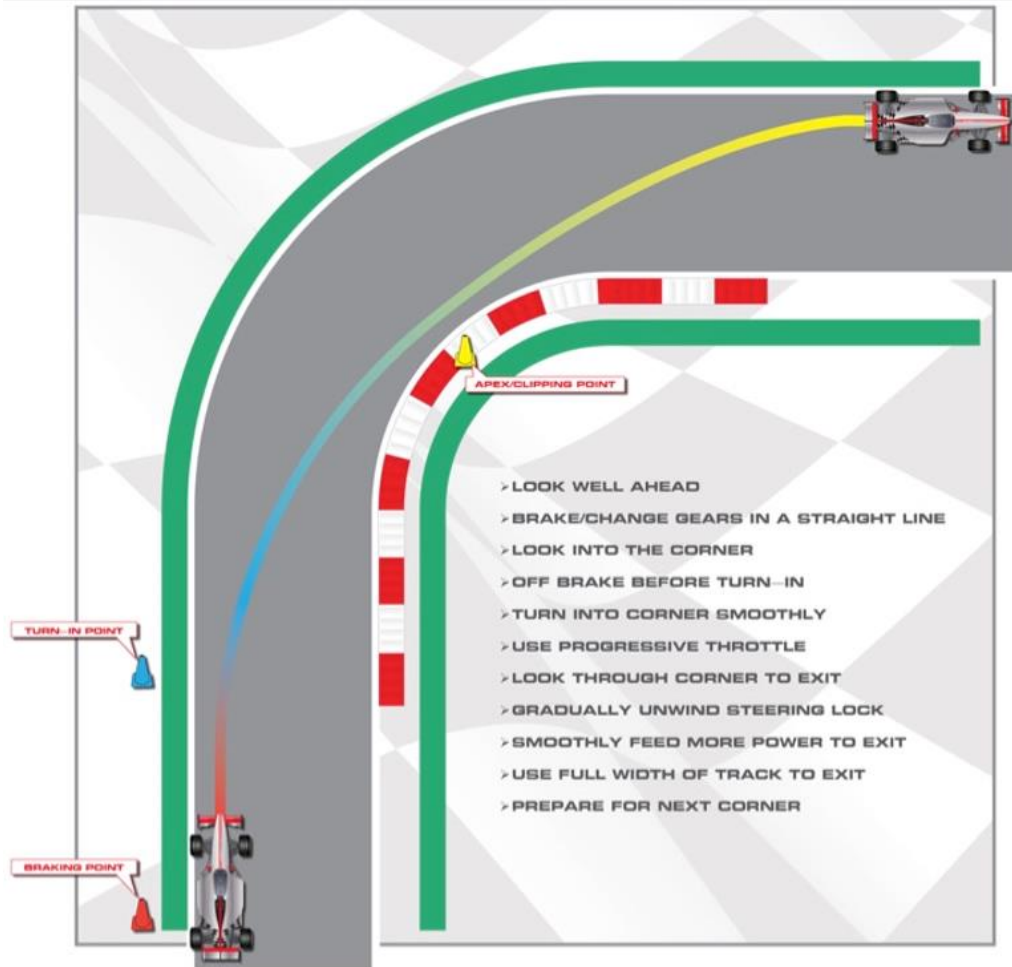


**CHEQUERED**

End of session.  
Finish your lap and return to pitlane



# DRIVING TECHNIQUE AND GUIDELINES



## Driving Technique

- Execute 'best practice' while driving on track (see graphic)
- Stay off the curbs: they will destabilize the car.

## Seating

- Longitudinal adjustment: Always a bend in your legs.
- Seat back and steering column adjustment: Always a bend in your arms.

## Basic Hand positioning

- Hands in '9 and 3' position on wheel.
- Hands remain on the steering wheel at all times.

**CAR TRACK DAYS**  
**& EVENINGS**

**NOVICE SESSION PARTICIPANTS**  
**Additional Instructions**

# **GENERAL**

- Anyone who is new to track days and driving on track must participate in a Novice Track Day Session first.
- Novice Session participants must arrive on time to complete sign-on before the start of the circuit familiarization laps.
- Should you have any questions between sessions, please approach the registration staff to refer you to the instructor on duty.

# ***FAMILIARISATION LAPS***



- Mandatory for all Novice session participants
- After sign-on, line up in pitlane behind the lead car (Dubai Autodrome branded BMW) in pitlane.
- Once circuit goes green (opens for activities) the lead car will take all novice drivers around the circuit for two laps (= once past the pitlane).
- Stay in single file and behind the lead car.
- No overtaking!
- Use the laps to learn the layout and familiarize yourself with the locations of safety marshals.
- Yellow flags will be shown on all marshal posts.
- Yellow lights will be on around the circuit during these laps.
- Stay together, maximum four car lengths gap.
- At the end of familiarization laps, follow lead car in pitlane. (you can resume with your first session or return to paddock first).

**CAR TRACK DAYS**  
**& EVENINGS**

**Take care and have a safe and  
enjoyable experience!**

**Thank you.**